

Signify Classified - Internal
Cooper Lighting Solutions Photometric Lab
1121 Highway 74 South
Peachtree City, GA 30269



Scaled data based on original data using
LM-79-08 Approved Method: Electrical and Photometric Measurements of Solid-
State Lighting Products

Test Report Prepared for
Cooper Lighting Solutions
(formerly Eaton)

Brand: McGRAW-EDISON

Report Number: P437258

Luminaire Tested: **ISC-SA1B-830-U-T2-HSS**

Issue Date: 12/9/2020

Test Information

Test Method: LM-79-08
Report Number: P437258
TEST IS SCALED FROM IESNA LM-79-08 TEST DATA (G3-2011-074-7)
Test Lab: INNOVATION CENTER
Issue Date: 12/9/2020
Manufacturer: COOPER LIGHTING SOLUTIONS (FORMERLY EATON)
Product Line: McGRAW-EDISON
Catalog Number: ISC-SA1B-830-U-T2-HSS
Description: IMPACT ELITE LED CYLINDER LUMINAIRE
(1) 80 CRI, 3000K, 450mA LIGHTSQUARE WITH 16 LEDS AND TYPE II OPTICS WITH HOUSE SIDE SHIELD
Light Source: -
Ballast/Driver: ELECTRONIC DRIVER

Summary

Lumens per Lamp: N/A
Luminaire Lumens: 2122 lumens
Efficiency: N/A
Efficacy: 83.5 lumens/watt
Luminous Opening: Rectangular (W 0.5' x L: 0.5' x H: 0')
IES Classification: Type II - Medium
BUG Rating: B0 - U0 - G1

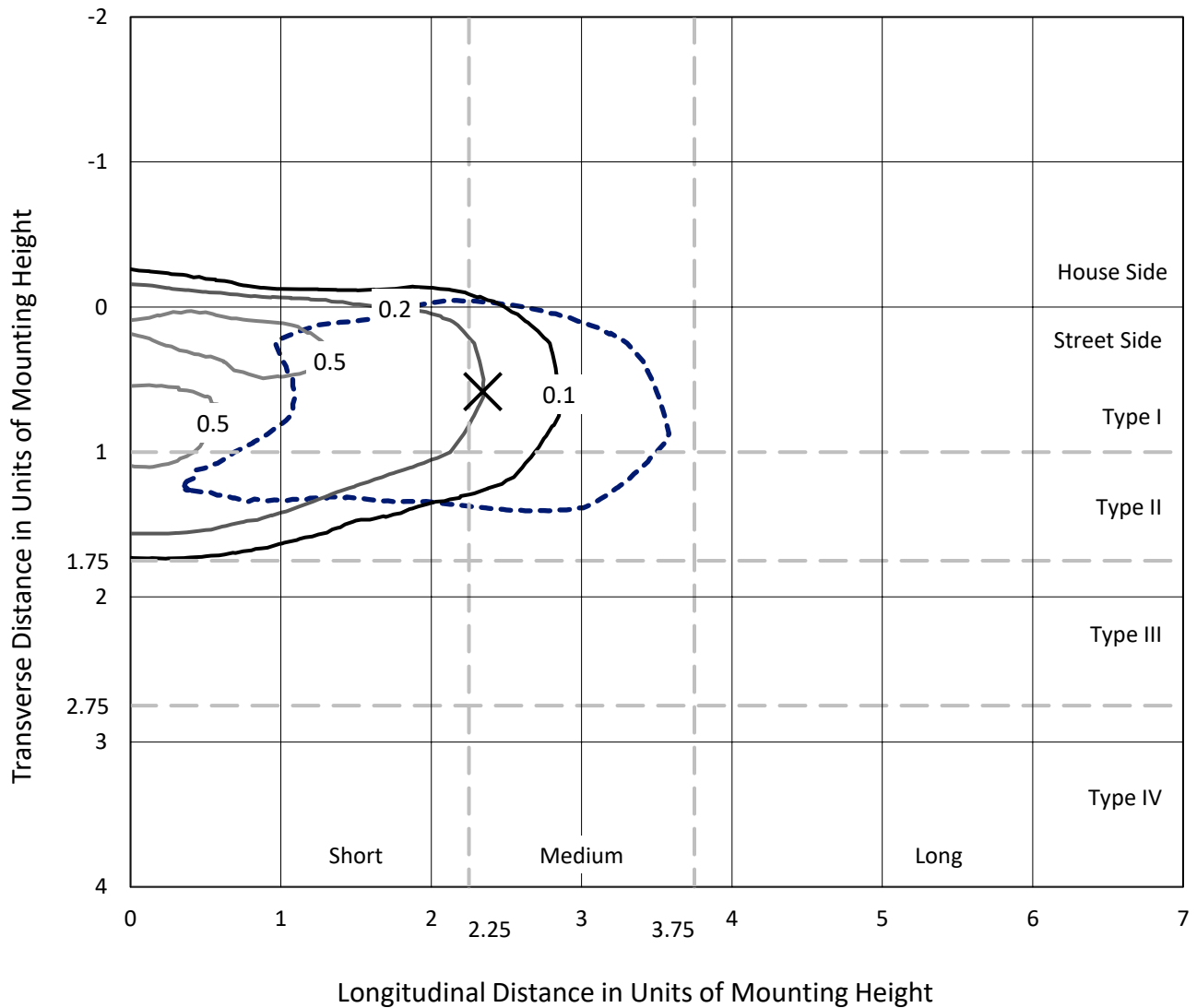
Input Watts (W): 25.4
Input Voltage (V): NR
Input Current (Ain): NR
Voltage Rise (V): NR
Power Factor: NR
Total Harmonic Distortion (THDi): NR
Frequency (hertz): 60
Stabilization Time: NR
Operation Time: NR
Ambient Temperature (°C): NR
Test Distance: 28.75 FT



REPORT NUMBER: P437258
 CATALOG NUMBER: ISC-SA1B-830-U-T2-HSS

Iso-Footcandle Lines of Horizontal Illumination

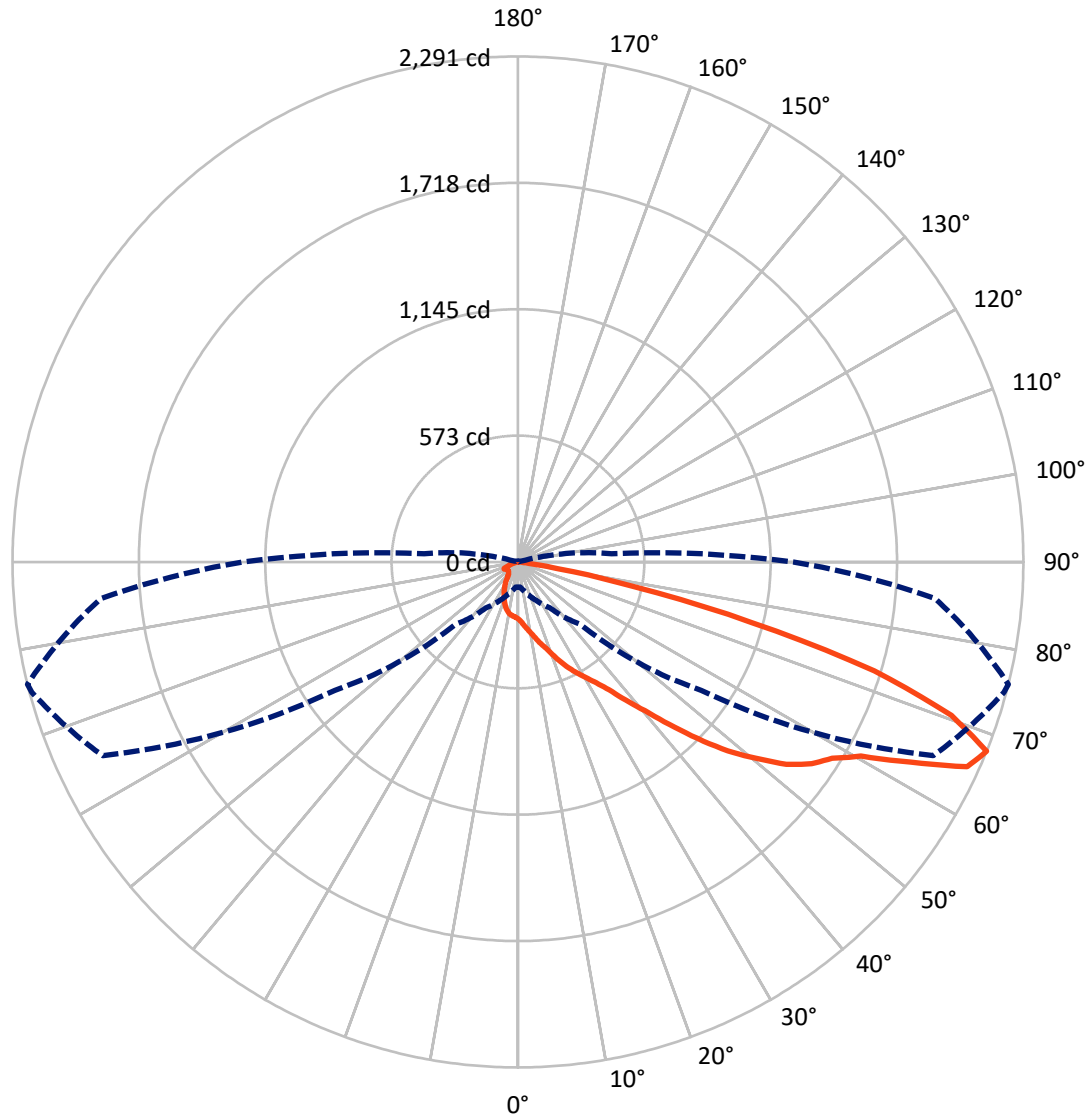
× Max cd
 - - - 1/2 Max cd



Based on 25 foot mounting height. Maximum calculated value = 0.6 fc
 Type II - Medium - N/A

REPORT NUMBER: P437258
CATALOG NUMBER: ISC-SA1B-830-U-T2-HSS

Luminous Intensity Polar Plot



— Vertical Plane Through 76-Deg Lateral - - - Horizontal Cone Through 67.5-Deg Vertical

REPORT NUMBER: P437258

CATALOG NUMBER: ISC-SA1B-830-U-T2-HSS

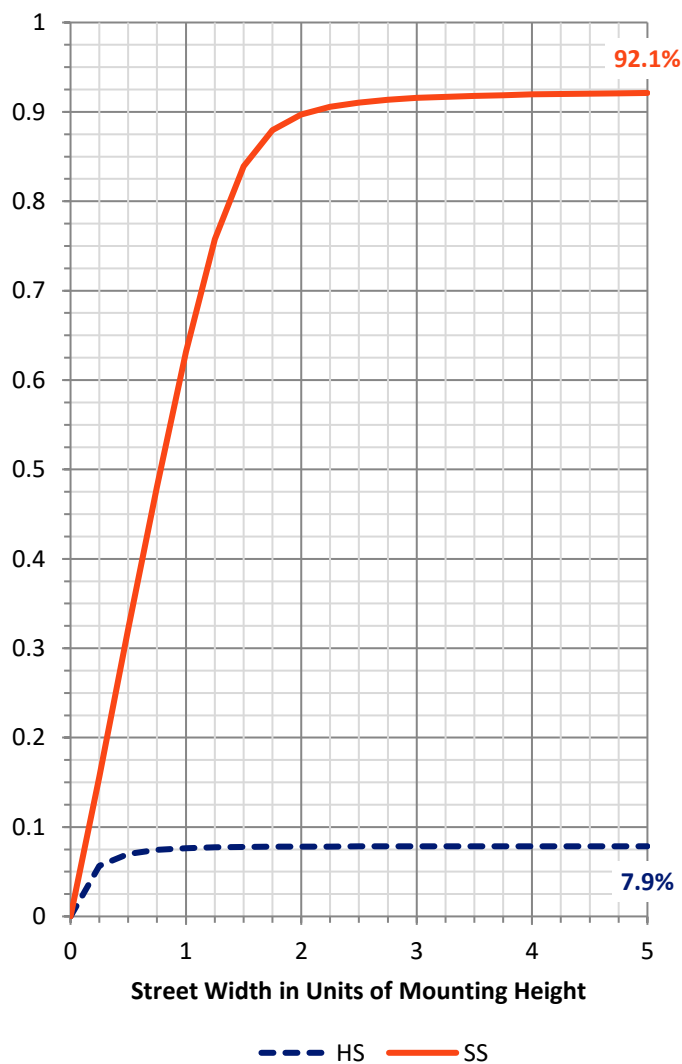
FLUX DISTRIBUTION:

		Downward	Upward	Total
House Side	Lumens	167.9	0.0	167.9
	% Fixture	7.9	0.0	7.9
Street Side	Lumens	1954.1	0.0	1954.1
	% Fixture	92.1	0.0	92.1
Total	Lumens	2122.0	0.0	2122.0
	% Fixture	100.0	0.0	100.0

ZONAL LUMENS:

Zone	Lumens	% Fixture
0°-10°	24.8	1.2
10°-20°	69.0	3.2
20°-30°	119.0	5.6
30°-40°	212.0	10.0
40°-50°	377.5	17.8
50°-60°	566.1	26.7
60°-70°	536.1	25.3
70°-80°	209.0	9.8
80°-90°	8.7	0.4
90°-100°	0.0	0.0
100°-110°	0.0	0.0
110°-120°	0.0	0.0
120°-130°	0.0	0.0
130°-140°	0.0	0.0
140°-150°	0.0	0.0
150°-160°	0.0	0.0
160°-170°	0.0	0.0
170°-180°	0.0	0.0
0°-90°	2122.0	100.0
0°-180°	2122.0	100.0

Coefficient of Utilization



REPORT NUMBER: P437258

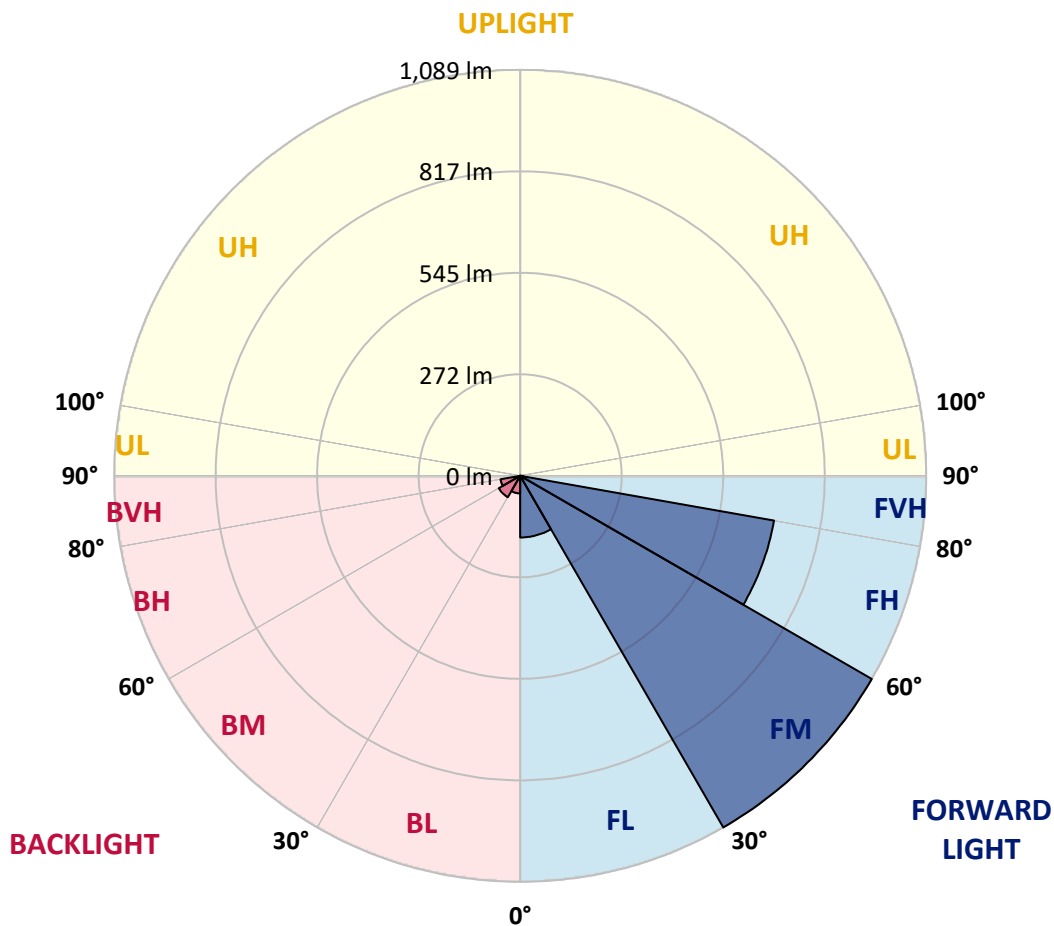
CATALOG NUMBER: ISC-SA1B-830-U-T2-HSS

LUMINAIRE CLASSIFICATION SYSTEM LUMEN TABLE AND BUG RATING:

Zone	Lumens	% Fixture	Zone Rating/Lumen Limit		
			B	U	G
FL (0°-30°)	165.4	7.8			
FM (30°-60°)	1089.3	51.3			
FH (60°-80°)	691.5	32.6			G1/1800
FVH (80°-90°)	7.9	0.4			G0/10
BL (0°-30°)	47.3	2.2	B0/110		
BM (30°-60°)	66.3	3.1	B0/220		
BH (60°-80°)	53.6	2.5	B0/110		G0/110
BVH (80°-90°)	0.8	0.0			G0/10
UL (90°-100°)	0.0	0.0		U0/0	
UH (100°-180°)	0.0	0.0		U0/0	

BUG Rating: B0-U0-G1

Type II Medium





REPORT NUMBER: P437258
 CATALOG NUMBER: ISC-SA1B-830-U-T2-HSS

CANDELA DISTRIBUTION (FULL):

	0°	5°	15°	25°	35°	45°	55°	65°	75°	76°	85°
0°	258.1	258.1	258.1	258.1	258.1	258.1	258.1	258.1	258.1	258.1	258.1
2.5°	305.7	302.7	300.7	299.7	297.8	291.8	286.8	277.9	270.0	270.0	265.0
5°	333.5	332.5	328.5	326.5	325.5	321.6	312.6	301.7	288.8	287.8	275.9
7.5°	341.4	342.4	342.4	344.4	345.4	343.4	335.5	325.5	308.7	306.7	288.8
10°	338.4	338.4	341.4	347.4	355.3	359.3	358.3	350.4	330.5	328.5	303.7
12.5°	327.5	329.5	334.5	344.4	359.3	371.2	378.2	375.2	355.3	353.3	323.6
15°	312.6	314.6	323.6	337.5	357.3	380.1	396.0	404.9	385.1	383.1	344.4
17.5°	291.8	293.8	303.7	324.6	352.3	384.1	414.9	432.7	415.9	409.9	366.2
20°	283.9	285.8	293.8	310.7	343.4	384.1	431.7	465.5	452.6	447.6	394.0
22.5°	315.6	314.6	307.7	309.7	334.5	381.1	444.6	506.2	496.3	489.3	423.8
25°	373.2	377.2	367.2	344.4	340.4	378.2	453.6	537.9	537.0	530.0	454.6
27.5°	439.7	441.7	430.8	406.9	374.2	384.1	463.5	569.7	574.7	568.7	478.4
30°	494.3	501.2	493.3	471.4	436.7	409.9	470.5	598.5	615.4	607.4	501.2
32.5°	572.7	575.7	567.7	536.0	500.2	459.5	483.4	623.3	660.0	653.1	528.0
35°	655.1	659.0	644.1	609.4	565.7	520.1	514.1	657.0	724.5	710.6	568.7
37.5°	728.5	732.5	725.5	682.9	640.2	591.5	568.7	702.7	802.9	794.0	619.3
40°	787.1	797.0	795.0	758.3	718.6	674.9	647.1	756.3	893.3	885.3	683.8
42.5°	846.6	853.6	849.6	822.8	795.0	768.2	733.5	830.7	1009.4	1005.4	764.2
45°	921.1	932.0	927.0	905.2	871.4	865.5	832.7	920.1	1147.4	1141.4	861.5
47.5°	1031.2	1041.2	1033.2	1003.4	964.7	953.8	926.0	1021.3	1282.3	1279.4	957.8
50°	1090.8	1100.7	1121.5	1126.5	1100.7	1042.1	1009.4	1117.6	1403.4	1398.5	1050.1
52.5°	1069.9	1078.9	1129.5	1177.1	1233.7	1184.1	1110.6	1221.8	1514.6	1523.5	1140.4
55°	980.6	992.5	1065.0	1141.4	1278.4	1344.9	1260.5	1339.9	1601.9	1614.8	1200.0
57.5°	800.0	813.9	907.2	1025.3	1209.9	1385.6	1446.1	1502.7	1661.5	1678.4	1276.4
60°	479.4	501.2	597.5	754.3	1010.4	1289.3	1578.1	1736.9	1777.6	1785.5	1439.2
62.5°	266.0	261.0	338.4	467.5	696.7	1047.1	1558.3	2021.8	1997.0	1997.0	1717.1
65°	159.8	164.8	204.5	277.9	404.9	690.8	1389.5	2197.4	2230.2	2237.1	1942.4
67.5°	113.1	114.1	142.9	190.6	253.1	398.0	1013.4	2076.4	2280.8	2290.7	1897.7
70°	73.4	74.4	102.2	136.0	180.6	219.3	619.3	1711.1	2089.3	2084.3	1678.4
72.5°	44.7	46.6	64.5	100.2	139.0	124.1	333.5	1236.7	1655.5	1689.3	1317.1
75°	27.8	29.8	38.7	69.5	97.3	84.4	146.9	825.8	1068.0	1093.8	850.6
77.5°	15.9	17.9	24.8	39.7	69.5	58.6	69.5	433.7	517.1	534.0	341.4
80°	6.0	6.9	12.9	19.9	42.7	35.7	31.8	146.9	164.8	184.6	104.2
82.5°	1.0	2.0	6.0	11.9	16.9	16.9	13.9	44.7	45.7	48.6	27.8
85°	0.0	0.0	2.0	3.0	3.0	3.0	5.0	8.9	13.9	13.9	7.9
87.5°	0.0	0.0	0.0	0.0	1.0	1.0	1.0	2.0	2.0	2.0	2.0
90°	0.0	0.0	0.0	0.0	0.0	0.0	0.0	0.0	0.0	0.0	0.0



REPORT NUMBER: P437258
 CATALOG NUMBER: ISC-SA1B-830-U-T2-HSS

CANDELA DISTRIBUTION (continued):

	90°	95°	105°	115°	125°	135°	145°	155°	165°	175°	180°
0°	258.1	258.1	258.1	258.1	258.1	258.1	258.1	258.1	258.1	258.1	258.1
2.5°	260.0	258.1	250.1	242.2	236.2	231.3	223.3	223.3	220.3	217.4	218.4
5°	267.0	261.0	246.1	231.3	217.4	204.5	193.5	188.6	181.6	179.6	178.7
7.5°	275.9	265.0	240.2	216.4	193.5	176.7	162.8	153.8	145.9	143.9	144.9
10°	286.8	271.0	233.2	196.5	168.7	147.9	132.0	125.1	116.1	113.1	110.2
12.5°	302.7	277.9	222.3	174.7	143.9	123.1	100.2	83.4	77.4	75.4	75.4
15°	315.6	281.9	208.4	153.8	123.1	90.3	71.5	68.5	67.5	67.5	67.5
17.5°	330.5	284.9	191.6	134.0	95.3	66.5	62.5	62.5	61.5	61.5	60.5
20°	346.4	285.8	173.7	116.1	67.5	59.6	56.6	55.6	53.6	52.6	52.6
22.5°	364.3	284.9	153.8	95.3	59.6	54.6	49.6	47.6	45.7	43.7	43.7
25°	379.1	282.9	136.0	68.5	54.6	47.6	42.7	39.7	37.7	36.7	35.7
27.5°	392.0	272.0	118.1	58.6	49.6	42.7	36.7	33.7	31.8	30.8	30.8
30°	393.0	254.1	103.2	54.6	45.7	37.7	31.8	29.8	28.8	27.8	27.8
32.5°	399.0	236.2	87.3	51.6	40.7	33.7	28.8	26.8	24.8	24.8	24.8
35°	410.9	220.3	67.5	46.6	36.7	29.8	25.8	23.8	22.8	21.8	21.8
37.5°	429.8	209.4	55.6	42.7	33.7	26.8	23.8	21.8	20.8	19.9	19.9
40°	454.6	203.5	50.6	38.7	29.8	24.8	21.8	19.9	17.9	16.9	16.9
42.5°	497.3	203.5	46.6	34.7	26.8	22.8	19.9	17.9	15.9	14.9	14.9
45°	546.9	211.4	43.7	30.8	23.8	20.8	17.9	14.9	12.9	11.9	11.9
47.5°	601.5	226.3	40.7	27.8	21.8	18.9	15.9	11.9	9.9	8.9	8.9
50°	665.0	248.1	38.7	24.8	19.9	16.9	12.9	8.9	7.9	6.9	6.9
52.5°	718.6	270.0	35.7	22.8	17.9	14.9	9.9	7.9	6.0	6.0	6.0
55°	769.2	293.8	33.7	20.8	16.9	11.9	7.9	6.0	5.0	5.0	5.0
57.5°	836.7	323.6	30.8	18.9	13.9	8.9	6.9	5.0	4.0	4.0	4.0
60°	974.7	390.1	26.8	16.9	11.9	7.9	6.0	5.0	4.0	3.0	3.0
62.5°	1199.0	498.2	22.8	14.9	8.9	6.9	5.0	4.0	3.0	2.0	2.0
65°	1340.9	525.0	18.9	11.9	6.9	5.0	4.0	3.0	2.0	1.0	1.0
67.5°	1249.6	426.8	14.9	8.9	6.0	4.0	3.0	2.0	1.0	0.0	0.0
70°	1055.0	322.6	10.9	6.0	5.0	3.0	2.0	1.0	0.0	0.0	0.0
72.5°	833.7	245.2	9.9	5.0	4.0	2.0	2.0	1.0	0.0	0.0	0.0
75°	546.9	126.1	7.9	5.0	3.0	2.0	1.0	1.0	0.0	0.0	0.0
77.5°	215.4	47.6	6.0	4.0	3.0	2.0	1.0	1.0	0.0	0.0	0.0
80°	58.6	15.9	3.0	2.0	2.0	1.0	1.0	1.0	0.0	0.0	0.0
82.5°	14.9	6.9	2.0	2.0	1.0	1.0	1.0	1.0	0.0	0.0	0.0
85°	5.0	2.0	2.0	1.0	1.0	1.0	0.0	0.0	0.0	0.0	0.0
87.5°	2.0	2.0	2.0	1.0	1.0	1.0	0.0	0.0	0.0	0.0	0.0
90°	0.0	0.0	0.0	0.0	0.0	0.0	0.0	0.0	0.0	0.0	0.0

Cooper Lighting Solutions Photometric Lab
1121 Highway 74 South
Peachtree City, GA 30269



LM-79-2019: Approved Method: Electrical and Photometric Measurements of Solid-State Lighting Products

Report Prepared for

Cooper Lighting Solutions

MCGRAW EDISON

Report Number: SP1-2408-195-9

Test Date: 08/07/2024

Luminaire Tested: GALN-SB1A-830-U-5WQ

Data in this report applies to families of products including GALN-SB1A-830-U-5WQ.

Test Information

Test Method: LM-79-2019
 Report Number: SP1-2408-195-9
 Test Lab: COOPER LIGHTING SOLUTIONS
 Photometer: SP1 - 76IN SPHERE
 Measurement Geometry: 4π
 Issue Date: 08/07/2024
 Manufacturer: COOPER LIGHTING SOLUTIONS
 Product Line: MCGRAW EDISON
 Catalog Number: **GALN-SB1A-830-U-5WQ**
 Description: GALLEON AREA AND ROADWAY LUMINAIRE. (1) 80 CRI, 3000K, 350MA HIGH DENSITY LIGHTSQUARE WITH 26 LEDS AND TYPE V WIDE OPTICS

Spectral Parameters

CCT (K): 3050
 CIE u': 0.2476
 CIE v': 0.5251
 Duv: 0.0034
 CIE x: 0.4383
 CIE y: 0.4131
 CIE z: 0.1487
 Peak Wavelength (nm): 603
 Dominant Wavelength (nm): 581
 Purity: 55.55201
 Rf: 81.5
 Rg: 99.2

CRI (Ra):	81.0		
R1:	79.6	R9:	7.1
R2:	85.6	R10:	67.0
R3:	92.0	R11:	82.7
R4:	82.6	R12:	63.2
R5:	78.9	R13:	80.3
R6:	81.7	R14:	95.0
R7:	85.2	R15:	71.7
R8:	62.0		



Test Conditions

Stabilization Time: 20M
 Operation Time: 1H 20M
 Sphere Temperature (°C): 24.2

REPORT NUMBER: SP1-2408-195-9

Measurement and Test Equipment			
Instrument	Identification Number	Calibration Date	Calibration Due Date
Photometer	IN0058	6/18/2024	12/18/2024
Power Meter	INXT2011004	2/8/2024	2/8/2025
AC Power Source	IN0063	10/24/2023	10/24/2024
DC Power Source	IN0208	10/24/2023	10/24/2024
Sphere Thermometer	IN0085	10/24/2023	10/24/2024
Room Thermometer	IN0046	10/24/2023	10/24/2024

REPORT NUMBER: SP1-2408-195-9

CIE 1931 Chromaticity Diagram



CIE 1931 Chromaticity Diagram with 2017 ANSI 7-Step and 4-Step Quadrangles



Point lies inside the ANSI 3000K 4-step quadrangle

REPORT NUMBER: SP1-2408-195-9

Photopic Flux vs. Wavelength



Photopic Lumens: NR

λ (nm)	Power W [^] /nm	Lumens (ϕ /nm)	λ (nm)	Power W [^] /nm	Lumens (ϕ /nm)	λ (nm)	Power W [^] /nm	Lumens (ϕ /nm)	λ (nm)	Power W [^] /nm	Lumens (ϕ /nm)	λ (nm)	Power W [^] /nm	Lumens (ϕ /nm)
360	0	NR	490	168	NR	620	940	NR	750	35	NR	880	1	NR
365	0	NR	495	233	NR	625	897	NR	755	30	NR	885	1	NR
370	0	NR	500	300	NR	630	847	NR	760	26	NR	890	1	NR
375	0	NR	505	372	NR	635	790	NR	765	22	NR	895	1	NR
380	0	NR	510	430	NR	640	730	NR	770	19	NR	900	1	NR
385	0	NR	515	483	NR	645	668	NR	775	16	NR	905	1	NR
390	0	NR	520	524	NR	650	605	NR	780	14	NR	910	0	NR
395	2	NR	525	555	NR	655	545	NR	785	12	NR	915	0	NR
400	4	NR	530	581	NR	660	485	NR	790	10	NR	920	0	NR
405	7	NR	535	604	NR	665	430	NR	795	9	NR	925	0	NR
410	17	NR	540	623	NR	670	378	NR	800	8	NR	930	0	NR
415	34	NR	545	645	NR	675	331	NR	805	7	NR	935	0	NR
420	68	NR	550	667	NR	680	290	NR	810	6	NR	940	0	NR
425	128	NR	555	693	NR	685	251	NR	815	5	NR	945	0	NR
430	214	NR	560	719	NR	690	218	NR	820	4	NR	950	0	NR
435	339	NR	565	754	NR	695	188	NR	825	4	NR	955	0	NR
440	507	NR	570	791	NR	700	162	NR	830	3	NR	960	0	NR
445	573	NR	575	830	NR	705	139	NR	835	3	NR	965	0	NR
450	356	NR	580	873	NR	710	119	NR	840	3	NR	970	0	NR
455	217	NR	585	913	NR	715	102	NR	845	2	NR	975	0	NR
460	168	NR	590	948	NR	720	88	NR	850	2	NR	980	0	NR
465	113	NR	595	974	NR	725	76	NR	855	2	NR	985	0	NR
470	85	NR	600	994	NR	730	65	NR	860	1	NR	990	0	NR
475	85	NR	605	998	NR	735	55	NR	865	1	NR	995	0	NR
480	94	NR	610	994	NR	740	47	NR	870	1	NR	1000	0	NR
485	120	NR	615	973	NR	745	41	NR	875	1	NR			

REPORT NUMBER: SP1-2408-195-9

Scotopic Flux vs. Wavelength



Scotopic Lumens: NR

S/P: 1.27

λ (nm)	Power W [^] /nm	Lumens (ϕ /nm)	λ (nm)	Power W [^] /nm	Lumens (ϕ /nm)	λ (nm)	Power W [^] /nm	Lumens (ϕ /nm)	λ (nm)	Power W [^] /nm	Lumens (ϕ /nm)	λ (nm)	Power W [^] /nm	Lumens (ϕ /nm)
360	0	NR	490	168	NR	620	940	NR	750	35	NR	880	1	NR
365	0	NR	495	233	NR	625	897	NR	755	30	NR	885	1	NR
370	0	NR	500	300	NR	630	847	NR	760	26	NR	890	1	NR
375	0	NR	505	372	NR	635	790	NR	765	22	NR	895	1	NR
380	0	NR	510	430	NR	640	730	NR	770	19	NR	900	1	NR
385	0	NR	515	483	NR	645	668	NR	775	16	NR	905	1	NR
390	0	NR	520	524	NR	650	605	NR	780	14	NR	910	0	NR
395	2	NR	525	555	NR	655	545	NR	785	12	NR	915	0	NR
400	4	NR	530	581	NR	660	485	NR	790	10	NR	920	0	NR
405	7	NR	535	604	NR	665	430	NR	795	9	NR	925	0	NR
410	17	NR	540	623	NR	670	378	NR	800	8	NR	930	0	NR
415	34	NR	545	645	NR	675	331	NR	805	7	NR	935	0	NR
420	68	NR	550	667	NR	680	290	NR	810	6	NR	940	0	NR
425	128	NR	555	693	NR	685	251	NR	815	5	NR	945	0	NR
430	214	NR	560	719	NR	690	218	NR	820	4	NR	950	0	NR
435	339	NR	565	754	NR	695	188	NR	825	4	NR	955	0	NR
440	507	NR	570	791	NR	700	162	NR	830	3	NR	960	0	NR
445	573	NR	575	830	NR	705	139	NR	835	3	NR	965	0	NR
450	356	NR	580	873	NR	710	119	NR	840	3	NR	970	0	NR
455	217	NR	585	913	NR	715	102	NR	845	2	NR	975	0	NR
460	168	NR	590	948	NR	720	88	NR	850	2	NR	980	0	NR
465	113	NR	595	974	NR	725	76	NR	855	2	NR	985	0	NR
470	85	NR	600	994	NR	730	65	NR	860	1	NR	990	0	NR
475	85	NR	605	998	NR	735	55	NR	865	1	NR	995	0	NR
480	94	NR	610	994	NR	740	47	NR	870	1	NR	1000	0	NR
485	120	NR	615	973	NR	745	41	NR	875	1	NR			

REPORT NUMBER: SP1-2408-195-9

Melanopic Flux vs. Wavelength



Melanopic Lumens: NR

M/P: 2.32

λ (nm)	Power W [^] /nm	Lumens (φ/nm)	λ (nm)	Power W [^] /nm	Lumens (φ/nm)	λ (nm)	Power W [^] /nm	Lumens (φ/nm)	λ (nm)	Power W [^] /nm	Lumens (φ/nm)	λ (nm)	Power W [^] /nm	Lumens (φ/nm)
360	0	NR	490	168	NR	620	940	NR	750	35	NR	880	1	NR
365	0	NR	495	233	NR	625	897	NR	755	30	NR	885	1	NR
370	0	NR	500	300	NR	630	847	NR	760	26	NR	890	1	NR
375	0	NR	505	372	NR	635	790	NR	765	22	NR	895	1	NR
380	0	NR	510	430	NR	640	730	NR	770	19	NR	900	1	NR
385	0	NR	515	483	NR	645	668	NR	775	16	NR	905	1	NR
390	0	NR	520	524	NR	650	605	NR	780	14	NR	910	0	NR
395	2	NR	525	555	NR	655	545	NR	785	12	NR	915	0	NR
400	4	NR	530	581	NR	660	485	NR	790	10	NR	920	0	NR
405	7	NR	535	604	NR	665	430	NR	795	9	NR	925	0	NR
410	17	NR	540	623	NR	670	378	NR	800	8	NR	930	0	NR
415	34	NR	545	645	NR	675	331	NR	805	7	NR	935	0	NR
420	68	NR	550	667	NR	680	290	NR	810	6	NR	940	0	NR
425	128	NR	555	693	NR	685	251	NR	815	5	NR	945	0	NR
430	214	NR	560	719	NR	690	218	NR	820	4	NR	950	0	NR
435	339	NR	565	754	NR	695	188	NR	825	4	NR	955	0	NR
440	507	NR	570	791	NR	700	162	NR	830	3	NR	960	0	NR
445	573	NR	575	830	NR	705	139	NR	835	3	NR	965	0	NR
450	356	NR	580	873	NR	710	119	NR	840	3	NR	970	0	NR
455	217	NR	585	913	NR	715	102	NR	845	2	NR	975	0	NR
460	168	NR	590	948	NR	720	88	NR	850	2	NR	980	0	NR
465	113	NR	595	974	NR	725	76	NR	855	2	NR	985	0	NR
470	85	NR	600	994	NR	730	65	NR	860	1	NR	990	0	NR
475	85	NR	605	998	NR	735	55	NR	865	1	NR	995	0	NR
480	94	NR	610	994	NR	740	47	NR	870	1	NR	1000	0	NR
485	120	NR	615	973	NR	745	41	NR	875	1	NR			

Summary

$R_f = 81.5$
 $R_g = 99.2$
 $CIE R_a = 81.0$
 $R_9 = 7.1$



Color Vector Graphics



Individual Sample Fidelity Index ($R_{f,i}$)

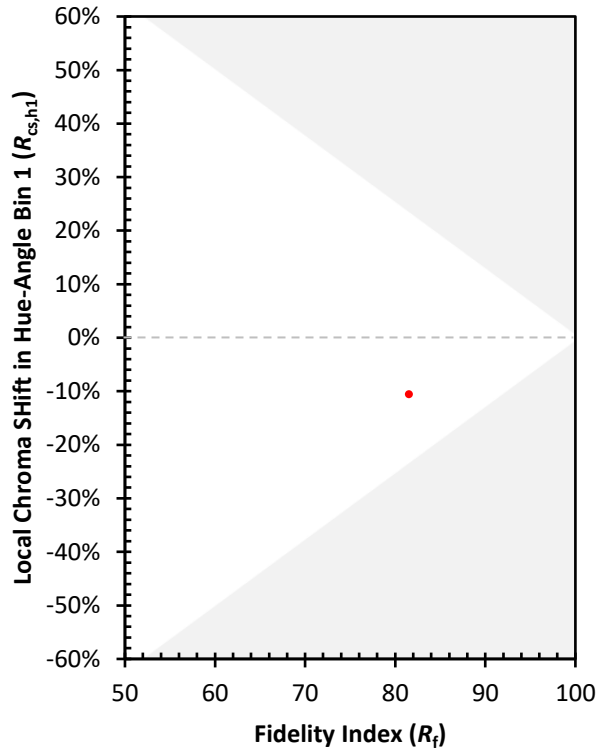
CES01 = 86	CES26 = 74	CES51 = 89	CES76 = 70
CES02 = 63	CES27 = 88	CES52 = 92	CES77 = 86
CES03 = 31	CES28 = 89	CES53 = 81	CES78 = 72
CES04 = 70	CES29 = 67	CES54 = 87	CES79 = 90
CES05 = 50	CES30 = 68	CES55 = 85	CES80 = 88
CES06 = 51	CES31 = 71	CES56 = 78	CES81 = 78
CES07 = 42	CES32 = 70	CES57 = 76	CES82 = 95
CES08 = 41	CES33 = 71	CES58 = 78	CES83 = 90
CES09 = 29	CES34 = 82	CES59 = 92	CES84 = 94
CES10 = 76	CES35 = 90	CES60 = 95	CES85 = 86
CES11 = 59	CES36 = 93	CES61 = 93	CES86 = 72
CES12 = 65	CES37 = 87	CES62 = 83	CES87 = 85
CES13 = 43	CES38 = 75	CES63 = 77	CES88 = 83
CES14 = 74	CES39 = 94	CES64 = 83	CES89 = 75
CES15 = 71	CES40 = 89	CES65 = 77	CES90 = 81
CES16 = 47	CES41 = 85	CES66 = 80	CES91 = 96
CES17 = 50	CES42 = 86	CES67 = 79	CES92 = 73
CES18 = 56	CES43 = 81	CES68 = 84	CES93 = 84
CES19 = 72	CES44 = 99	CES69 = 91	CES94 = 64
CES20 = 66	CES45 = 87	CES70 = 78	CES95 = 80
CES21 = 87	CES46 = 82	CES71 = 76	CES96 = 84
CES22 = 79	CES47 = 77	CES72 = 92	CES97 = 87
CES23 = 92	CES48 = 71	CES73 = 71	CES98 = 81
CES24 = 91	CES49 = 81	CES74 = 93	CES99 = 74
CES25 = 72	CES50 = 89	CES75 = 74	



Color Rendition by Hue-Angle Bin



Measure Comparisons



(END OF REPORT)